

# THE ENERGY KING

815 Smith Street Buffalo, NY 14206

Order Date - \_\_\_\_\_  
 Purchase Order # - \_\_\_\_\_  
 Job Name - \_\_\_\_\_  
 Ordered By - \_\_\_\_\_

## Series 5000 Slim Line Bay & Bow Windows

Make Size - \_\_\_\_\_" X \_\_\_\_\_"  DH  
Width Height  
 Jamb Depth - \_\_\_\_\_" (Wall Thickness)  CS  
 Wood Type -  Oak  Birch  FX  
 Quantity - \_\_\_\_\_ Seat Profile - Flat Sill

### 15° Three-Lite Bay

- 17" Flankers - 5-15/16" Projection
- 21" Flankers - 7" Projection
- 28" Flankers - 8-13/16" Projection
- ¼ - ½ - ¾ - Format

### 30° Three-Lite Bay

- 17" Flankers - 10-13/16" Projection
- 21" Flankers - 12-13/16" Projection
- 28" Flankers - 16-5/16" Projection
- ¼ - ½ - ¾ - Format

### 45° Three-Lite Bay

- 17" Flankers - 15-1/2" Projection
- 21" Flankers - 18-5/16" Projection
- 28" Flankers - 23-1/4" Projection
- ¼ - ½ - ¾ - Format

### Four-Lite Bay

- 15 Degree - Projection Varies
- 30 Degree - Projection Varies
- 45 Degree - Projection Varies

### Five-Lite Bay

- 15 Degree - Projection Varies
- 30 Degree - Projection Varies
- 45 Degree - Projection Varies

### Three-Lite Bow

- 15 Degree - Projection Varies
- 30 Degree - Projection Varies
- 45 Degree - Projection Varies

### Four-Lite Bow

- 10° - Projections under 13-9/16"
- 15° - Projections under 20-3/16"
- 30° - Projections under 42-9/16"

### Five-Lite Bow

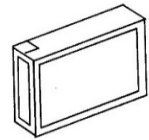
- 10° - Projections under 16-1/4"
- 15° - Projections under 24-5/16"
- 22° - Projections under 37-1/8"

### Six-Lite Bow

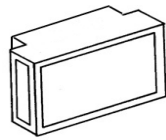
- 10° - Projections under 20-3/16"
- 15° - Projections under 30-3/4"
- 18° - Projections under 37-11/16"

### Two-Lite V Bay

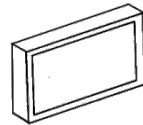
- 45° - Projection Varies
- 60° - Projection Varies
- 90° - Projection Varies



### 90° Box Bay



### Hat Style 90° Box Bay



### 90° Bump-Out Bay

Desired Exterior Projection \_\_\_\_\_"

### Support Systems

- Cabled Hanging System
- Standard Knee Brace \_\_\_\_\_ qty
- Deluxe Knee Braces \_\_\_\_\_ qty

### Projection Specifications

Desired Exterior Projection - \_\_\_\_\_"  
 Desired Total Projection - \_\_\_\_\_"  
 Exterior Projection Limitation - \_\_\_\_\_"  
 Total Projection Limitation - \_\_\_\_\_"

### Seat Options

- Non-Insulated
- Standard R-9
- Deluxe - R-21
- Insulated to Jamb
- Insulated to \_\_\_\_\_" from inside

### Exterior Vinyl Cladding

- White (Creamy White)
- Beige

### Painted Vinyl Exterior

Color Name & Number \_\_\_\_\_

### Factory-Finished Stained Interiors

- Natural Oak  Other \_\_\_\_\_
  - Colonial Cherry \_\_\_\_\_
- Color Name & Number \_\_\_\_\_

### Panning System

### Avonite Seats

- Cameo White
- Beach
- Sandstone
- Dusk

### Recessed Lighting

- # of Lights (1, 2 or 3)
- Brushed Nickel
  - Polished Brass
  - White

### Interior Casing

- 2-1/4" Colonial Style
- 3-1/2" Colonial Style
- 6" Stacked Colonial Style
- Pre-miter Interior Stops
- Pre-miter Int.Casing & Stops
- Edge Banding

### Decorative Casing & Trim Packages

- Mark wood type if different than frame
- Oak  Poplar
  - Maple \_\_\_\_\_ Package Letter

### Seat Cushions

\_\_\_\_\_ " - Foam Depth - 2", 3" or 4" (3" is Standard)  
 Fabric Pattern & Color - \_\_\_\_\_

### Plastic Laminate Interior

- Seat Only  Seat, Head & Jambs  
Paint/Stain remaining wood components
- White  Natural Oak
- Beige  Colonial Cherry
- Other

### Roofs & Roof Clad Kits

- Assembled Hip Style Wood Roof
- Assembled Concave Style Wood Roof
- Custom Roof Back Height - \_\_\_\_\_"

### Metal Roof Clad Kit

- Real Copper  Pre-applied Inralac
  - Masonry Flashing
  - Painted Aluminum \_\_\_\_\_
- Color must come from Roof Clad Kit Color Chart

Comments - \_\_\_\_\_