



3 LIGHT SLIDER


Pro130

Features


- **STANDARD STRENGTH** insulated **LOW-E** with **ARGON GAS** glass sealed including **SUPER SPACER®** technology
- **DOUBLE LOCKS** included on windows over 28" in height
- **CENTER SASH** is fixed
- **LEFT & RIGHT SASH SLIDE** on brass rollers
- **3 1/4" FULLY WELDED FRAME**
- **FULLY WELDED SASH**
- **SILL EXTENSION** with dual durometer for ease of installation
- **FULL INTERLOCK** at the meeting rail
- Energy Efficient **FOAMED PROFILES**
- **LIFT OUT SASH** for easy cleaning from the inside
- **EXTRUDED 1/2** screens in sash ends



inside view of 1/4 - 1/2 - 1/4 unequal configuration



Equal Configurations 1/3 - 1/3 - 1/3



Unequal Configurations 1/4 - 1/2 - 1/4




Window Options

Grids are installed between the glass panes during manufacturing for easy cleaning

GRID DETAILS for traditional grids

GRIDS PATTERNS



FLAT GRIDS

CONTOUR GRIDS

INTERIOR VINYL EXTENSION JAMBS, CASING, AND CORNER ROSETTES



1 1/4" BRICK MOULD



NAILING FIN



INTEGRAL NAIL FIN WITH SNAP ON J CHANNEL

